



**PRODUCT DESCRIPTION**

Drum shades in a variety of fabrics and materials are a core lighting offering. Flush mounts, pendants, and ADA sconces are available in options of linen, organza, grasscloth, and sound absorbing grey felt shades. An internal acrylic diffuser, illuminated by an evenly dispersed powerful LED light source, directs light downward and produces an ambient glow inside the outer shade. This lens features a crisp and tidy twist-lock mechanism that eliminates any visible hardware. whether it is put in a residential or commercial context, this collection meets the necessary application needs while adding style to the space.





**MEASUREMENTS**

DIMENSION : 13" W x 8.25" H x 3.75" Ext  
 MAX OAH : 13" W x 8.25" H  
 HANGING WEIGHT : 2.25 lb

**LAMPING**

INPUT VOLTAGE : 120V  
 LUMENS : 680 Rated (550 Del.)  
 BULB : 1 x 10W LED AC Integrated , 10W Total  
 BULB INCLUDED : (Integrated)  
 DIMMABLE : Electronic Low Voltage (ELV)  
 CRI : 90 CRI  
 COLOR\_TEMP : 3000K  
 LIGHTING\_DIRECTION : Omni

**FINISHES OPTION**

-  Black Organza
-  Grass Cloth
-  Oatmeal
-  White Linen

**MATERIAL**

Fabric, Polycarbonate, Steel

**RATINGS**

cETLus  
 Dry Location  
 Energy Star  
 ADA



**ADDITIONAL**

INSTALL UP/DOWN: Up  
 RATED LIFE 35000 Hours  
 OPERATING TEMPERATURE:  
 -20°C (-4°F), 40°C (104°F)

Always consult a qualified electrician before installing any lighting product.



WESTERN DISTRIBUTION CENTER (HEADQUARTER)  
 253 NORTH VINELAND AVE | CITY OF INDUSTRY, CA 91746

EASTERN DISTRIBUTION CENTER  
 101 GARDNER PARK | PEACHTREE CITY, GA 30269

P. 626.956.4200 | F. 626.956.4225 | maximlighting.com